

Franck Bedrossian

*Twist*

2016

Twist Philhar Paris  
2019



---

The setup and the execution of the electroacoustic part  
of this work requires a Computer Music Designer (Max expert).

---

Table of Contents

Table of Contents	2
Work related information	3
Performance details	3
Detailed staff	3
Realisation	3
Useful links on Brahms	3
Version related information	4
Documentalist	4
Realisation	4
No other version available	4
Electronic equipment list	5
Computer Music Equipment	5
Audio Equipment	5
Files	6
Instructions	7
Intro	7
Installation	7
Setup + Performance	7

## Work related information

---

### Performance details

- Oct. 16, 2016, Allemagne, Donaueschingen, Donaueschinger Musiktage

Publisher : Verlag Neue Musik

### Detailed staff

- 3 flutes, 3 clarinets, 3 bassoons, 4 saxophones, 4 horns, 3 trumpets, 3 trombones, tuba, timpani, 3 percussionists, piano [préparé] , electronic/MIDI keyboard/synthesizer, accordion, electric guitar, strings

### Realisation

- Robin Meier

### Useful links on Brahms

- [Twist](#) for orchestra and electronics (2016), 11mn
- [Franck Bedrossian](#)

## Version related information

---

Performance date: June 7, 2019

Documentation date: Sept. 6, 2019

Version state: valid, validation date : June 3, 2020, update : May 6, 2021, 3:09 p.m.

## Documentalist

Robin Meier (Robin.Meier@ircam.fr)

You noticed a mistake in this documentation or you were really happy to use it? Send us feedback!

## Realisation

- Franck Bedrossian (Composer)
- Robin Meier (Computer Music Designer)
- Clément Cerles (Sound engineer)

Version length: 11 mn

Default work length: 11 mn

## No other version available

## Electronic equipment list

### Computer Music Equipment

- 1 Live - *Music Software* (Ableton)  
v.9.1
- 1 Max 7 - *Max* (Cycling74)
- 1 Altiverb - *Audio Plugin* (AudioEase)  
v.7
- 1 BCF 2000 - *MIDI Mixer* (Behringer)
- 1 Footswitch / Sustain Pedal - *Footswitch / Sustain Pedal*  
to trigger the cues (for the conductor or the keyboard player)

### Audio Equipment

- 1 ear-monitor - *Headphones*  
click track for the conductor

Files

File	Type	Author(s)	Comment
<a href="#">ableton session + max patch</a>	All-in-one	robin meier	
<a href="#">click track files for conductor</a>	Audio file(s)	robin meier	
<a href="#">documentation twist bedrossia</a>	Document	robin meier	
<a href="#">SCORE with pedal cues</a>	Score	robin meier	
<a href="#">sound files</a>	Audio file(s)	robin meier	

# Instructions

## Intro

This was run on live 9.1 and max 7 (64bit)

although untested I see no reason why it shouldn't run on live 10 with max 8.

the conductor needs headphones for the clicktrack

pedal triggers are usually done by the fender rhodes + conductor. this has to be negotiated with the musicians...

## Installation

copy twist-bedrossian-2016

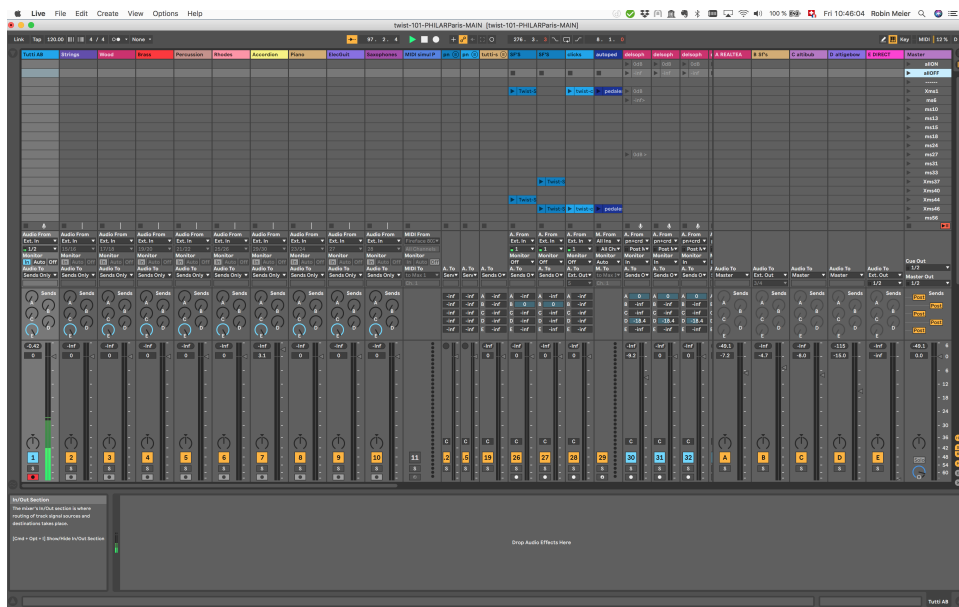
install altiverb 7

add twist-bedrossian-2016 to max searchpath

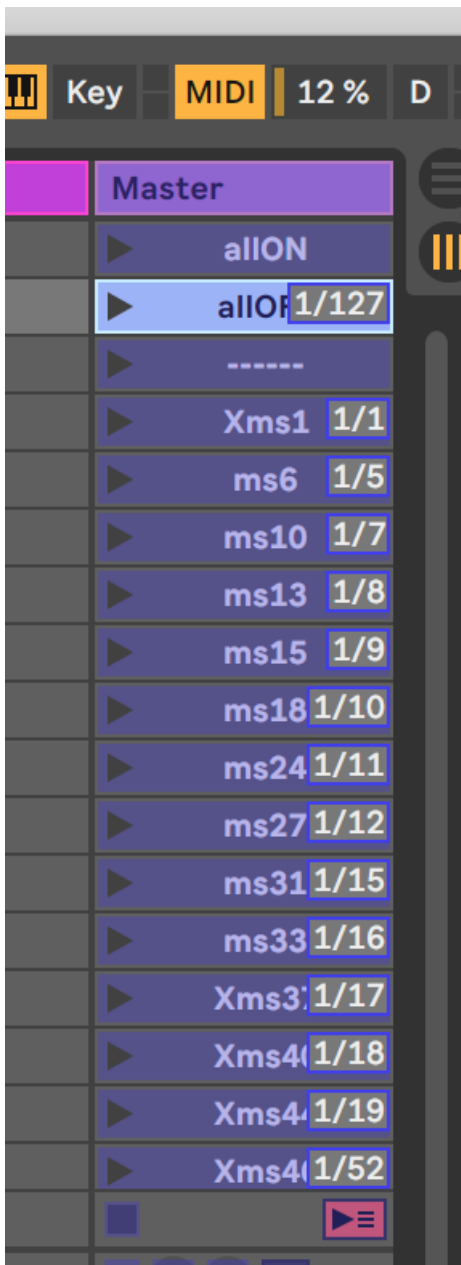
## Setup + Performance

Max Patch, Ableton Live Session and soundfiles are at 48kHz

open twist-101-PHILARParis-MAIN with outputs on the console muted



trigger the scene called alloFF tu mute all effects and outputs



in live preferences activate midi input for max1 and max 2 and output 1 and 2 also

activate remote midi for input max 1 and 2

activate audio units

make sure live uses max7 64b

switch all bcf faders to channel 16

fader 16/1 is for realtime (aux)

16/2 soundfiles (aux)

16/8 master



C...	Note/Control ▲	Path	Name	Min	Max
16	CC 0	Master   Mixer	Track Volume	-inf dB	6.0 dB
1	CC 1	Master	Scene 4		
16	CC 1	A-REALTEA   Mixer	Track Volume	-inf dB	6.0 dB
16	CC 2	B-Sf's   Mixer	Track Volume	-inf dB	6.0 dB
1	CC 5	Master	Scene 5		
1	CC 7	Master	Scene 6		
1	CC 8	Master	Scene 7		
1	CC 9	Master	Scene 8		
1	CC 10	Master	Scene 9		
1	CC 11	Master	Scene 10		
1	CC 12	Master	Scene 11		
1	CC 15	Master	Scene 12		
1	CC 16	Master	Scene 13		
1	CC 17	Master	Scene 14		
1	CC 18	Master	Scene 15		
1	CC 19	Master	Scene 16		
1	CC 20	Master	Scene 18		
1	CC 21	Master	Scene 20		
1	CC 23	Master	Scene 21		
1	CC 26	Master	Scene 23		
1	CC 27	Master	Scene 24		
1	CC 29	Master	Scene 25		
1	CC 30	Master	Scene 26		
1	CC 31	Master	Scene 27		
1	CC 32	Master	Scene 29		
1	CC 35	Master	Scene 36		
1	CC 36	Master	Scene 37		
1	CC 37	Master	Scene 39		
1	CC 38	Master	Scene 41		
1	CC 40	Master	Scene 42		
1	CC 42	Master	Scene 44		
1	CC 44	Master	Scene 45		
1	CC 45	Master	Scene 46		
1	CC 47	Master	Scene 47		
1	CC 48	Master	Scene 48		
1	CC 49	Master	Scene 49		
1	CC 50	Master	Scene 50		
1	CC 52	Master	Scene 17		
1	CC 53	Master	Scene 19		
1	CC 54	Master	Scene 22		
1	CC 56	Master	Scene 38		
1	CC 57	Master	Scene 28		
1	CC 58	Master	Scene 30		
1	CC 59	Master	Scene 31		

open twist-remote.maxpat in MAX 7



in the twist-remote subpatcher, make sure that midiout is set to “from Max 1” so it is received by ableton.

each event sends out a specific midi note number that is (midi-)mapped in live to a the corresponding scene

use escape key to reset everything


use arrow keys to prepare next event

use spacebar to trigger next event

activate pedal when performing

attention: pedal must arrive on different channel from “from max” otherwise it triggers ableton scenes

first event has 4 beat count-off in the clicktrack, before playing the first soundfile

© IRCAM 

This documentation is licensed under a [Creative Commons Attribution-NonCommercial-NoDerivatives 4.0 International License](https://creativecommons.org/licenses/by-nc-nd/4.0/).

Version documentation creation date: Sept. 6, 2019, 3:01 p.m., update date: May 6, 2021, 3:09 p.m.