

Pierre Boulez
Messagesquisse
2021

Premiere
2021



The setup and the execution of the electroacoustic part
of this work requires a Computer Music Designer (Max expert).

Table of Contents

Table of Contents	2
Work related information	3
Performance details	3
Detailed staff	3
Realisation	3
Useful links on Brahms	3
Version related information	4
Documentalist	4
Realisation	4
Comment	4
No other version available	4
Electronic equipment list	5
Computer Music Equipment	5
Audio Equipment	5
Files	6
Instructions	7
Loudspeaker setup	7
Midi Setup	7
Software manual	7
Installation	7
Keyboard shortcuts	9
Rehearsal mode	9
Initialization routine checklist	9
Concert recording	9

Work related information

Performance details

- Jan. 23, 2021, France, Paris, Philharmonie

Publisher : Universal Edition

Detailed staff

- viola

Realisation

- Sébastien Naves

Useful links on Brahms

- [Messagesquise](#) version for viola and tape (2016), 8mn
- [Pierre Boulez](#)

Version related information

First performance

Performance date: Jan. 20, 2021

Documentation date: Jan. 22, 2021

Version state: valid, validation date : Nov. 5, 2021, update : Nov. 5, 2021, 9:10 a.m.

Documentalist

Serge Lemouton (Serge.Lemouton@ircam.fr)

(jmillot@ircam.fr)

You noticed a mistake in this documentation or you were really happy to use it? Send us feedback!

Realisation

- Sébastien Naves (Computer Music Designer)
- Adrien LaMarca (Performer)

Default work length: 8 mn about

Comment

Tape part played by Christophe Desjardins.

No other version available

Electronic equipment list

Computer Music Equipment

- 1 MacBook Pro - *Apple Laptops* (Apple)
- 1 Max 8 - *Max* (Cycling74)
optional
- 1 Footswitch / Sustain Pedal - *Footswitch / Sustain Pedal*
optional

Audio Equipment

- 6 Loudspeaker - *Loudspeakers*
- 1 ear-monitor - *Headphones*

Files

File	Type	Author(s)	Comment
score	Score	Pierre Boulez	Universal Edition
patch and sounds	Patch	Sebastien Naves	


Instructions

Messagesquisse is originally written for 7 cellos.

Christophe Desjardins has realized a version where the solo viola played along with a prerecorded tape. Synchronization with the tape is realised using a clicktrack that the musician should follow.

Loudspeaker setup

The six first tracks of the audio file are sent to loudspeakers located at the position of the virtual musicians. Track number 7 is the clicktrack to be sent to the musician ear monitor only.



Midi Setup

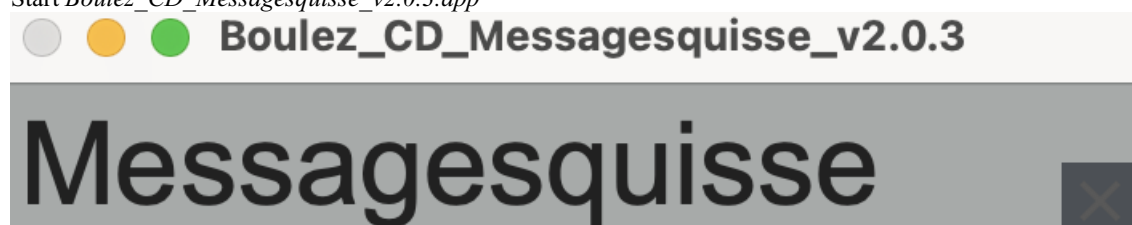
The tape can be triggered by the soloist using a footswitch pedal on stage or by the sound engineer at the mixing desk using the computer keyboard.

Software manual

The standalone application (built with Max) can be used by the instrumentalist to practice the piece at home, before the rehearsals in the concert hall.

Installation

Start *Boulez_CD_Messagesquisse_v2.0.3.app*



Pierre BOULEZ

Version for solo Viola and tape by Christophe Desjardins

up to 4A


Back to the start

open

- ☐ Performance (0) /
Rehearsal (1)
- ☒ Stereo (click on R)
- ☒ Keyboard OFF/ON
- ("space bar" to trigg sections
and "s" to stop playing)
- External trigger (Foot switch)
- ☐ OFF/ON
- ☐ Note or Controler

List midi input devices

IAC Driver Bus 1



Note

Pitch

C-2

0

Vel.

0

Chan.

1

Ctrl

Value

0

Num.

0

Chan.

0

reverse polarity

S. Naves 2016 v2.0.2
tempo = 184 from section 10



In concert mode there is only two cues to trigger :

- to start the piece
- to start the tape after the cadenza (number 10 of the score)

Keyboard shortcuts

- **space bar** start the sound
- **s** to stop the sound

Rehearsal mode

In rehearsal situation, you can start the tape at each score section of the piece using the patch menu. Unlike in the “concert” mode, In “rehearsal” mode, each section should be triggered individually

Initialization routine checklist

- Start *Boulez_CD_Messagesquise_v2.0.3.app*
- Audio ON
- Performance Mode
- Stereo Mode Off

Concert recording

exerpt accessible at <https://pad.philharmoniedeparis.fr/doc/CIMU/1121555/messagesquise-version-pour-alto#>

Version documentation creation date: Jan. 22, 2021, 2:52 p.m., update date: Nov. 5, 2021, 9:10 a.m.