

Olga Neuwirth
Lonicera Caprifolium
1993

Reaper version with timecode display
2020



The setup and the execution of the electroacoustic part
of this work requires a Computer Music Designer (Max expert).

Table of Contents

Table of Contents	2
Work related information	3
Performance details	3
Detailed staff	3
Useful links on Brahms	3
Version related information	4
Documentalist	4
Realisation	4
No other version available	4
Electronic equipment list	5
Computer Music Equipment	5
Audio Equipment	5
Files	6
Instructions	7
Description of the piece:	7
Elements required to play the piece:	7
Instructions to play the piece:	7
Optional display of the minutes/seconds:	8

Work related information

Performance details

- Oct. 9, 1993, Graz.

Publisher : Ricordi

Detailed staff

- 1 flute (also 1 piccolo, 1 alto flute), 2 clarinets (also 1 bass clarinet), 1 baritone saxophone (also 1 tenor saxophone), 1 horn, 1 trumpet, 1 trombone, 2 percussionists, 2 violins, 2 cellos, 2 double basses

Useful links on Brahms

- [Lonicera Caprifolium](#) for ensemble with magnetic tape (1993), 17mn
- [Olga Neuwirth](#)

Version related information

Performance date: March 13, 2020

Documentation date: April 3, 2020

Version state: valid, validation date : April 8, 2020, update : May 6, 2021, 3:09 p.m.

Documentalist

Benoit Meudic (Benoit.Meudic@ircam.fr)

You noticed a mistake in this documentation or you were really happy to use it? Send us feedback!

Realisation

Version length: 17 mn

Default work length: 17 mn

No other version available

Electronic equipment list

Computer Music Equipment

- 1 iPad - *Tablets* (Apple)
optional
- 1 Reaper - *Music Software* (Cockos)
- 1 Max 8 - *Max* (Cycling74)
- 1 Mira - *Library* (Cycling74)
optional
- 1 MIDI Mixer - *MIDI Mixer*

Audio Equipment

- 8 Loudspeaker - *Loudspeakers*

Files

File	Type	Author(s)	Comment
Lonicera-Caprifolium.dmg	Patch		Reaper session with max patch for time code display

Instructions

Description of the piece:

“Lonicera Caprifolium” is a piece composed by Olga Neuwrith for ensemble and tape.

It was created in 1993.

Elements required to play the piece:

- 1 computer with reaper (> v5.99)
- 8 outs audio interface (for instance RME fireface 400)
- optionally 1 ipad for bar display to conductor during rehearsals and concert
- 1 mixing console
- 8 points full band diffusion system.

Instructions to play the piece:

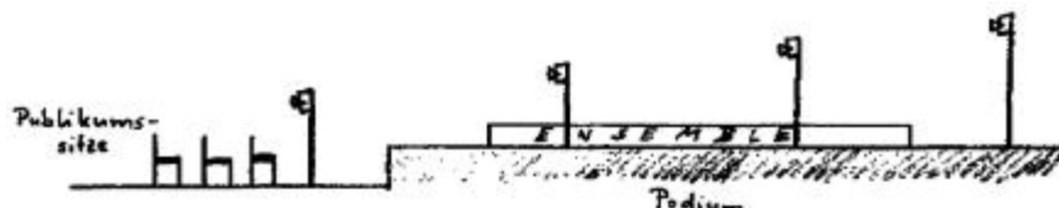
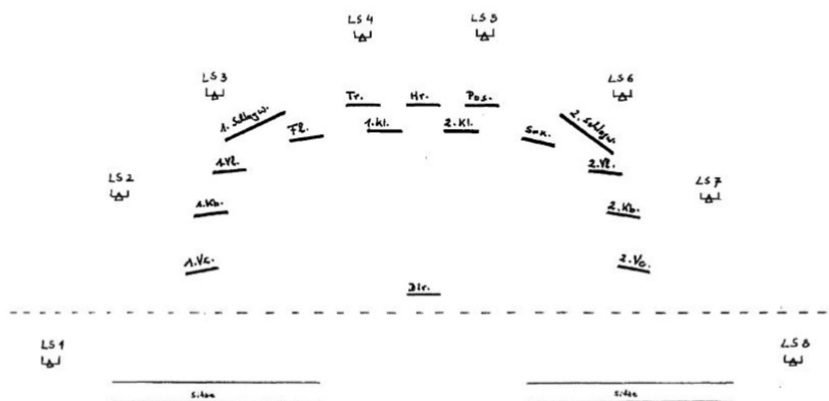
Open the file ‘Lonicera.RPP’ in reaper.

The Soundfiles sampling Rate is 48 kHz.

Configure the audio outputs (see fig loudspeakers1 and loudspeakers2 for position of loudspeakers).

AUFSTELLUNG UND POSTIERUNG DER LAUTSPRECHER
in einem traditionellen Saal mit Zentralperspektive
(um eine Pseudo-Verräumlichung zu vermeiden)

A-DAT Band (8 Kanäle)



The piece starts at 1:00 minutes.

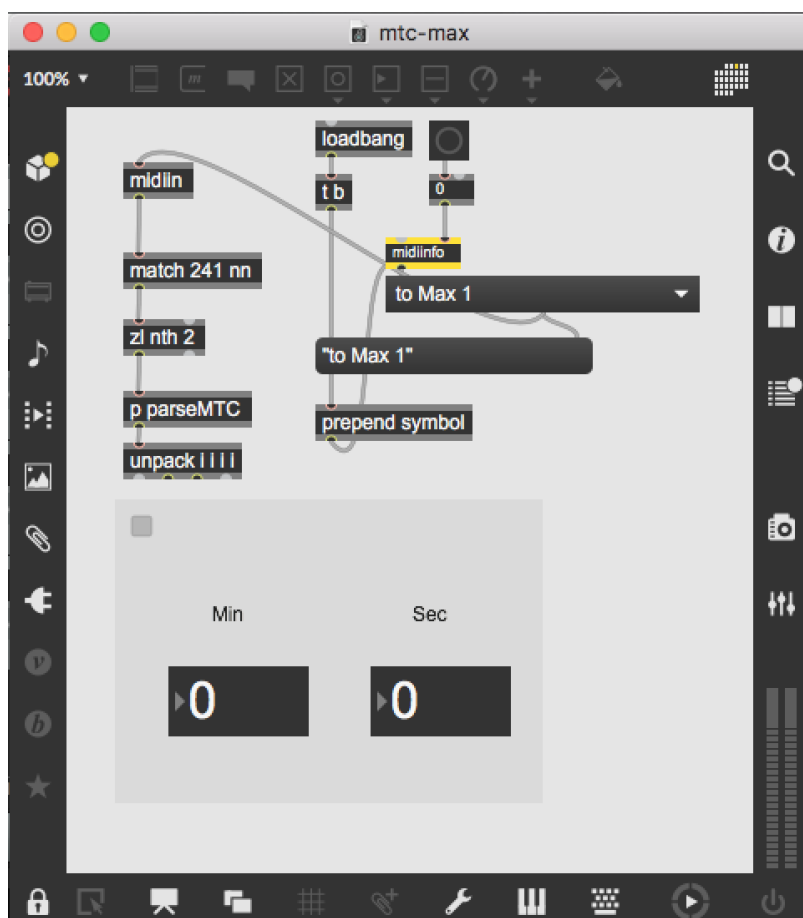
note: You can use a midi controller (for instance BCF 2000) in order to control the levels of the tracks. The tracks are already grouped in the session.

Use the ‘actions’ to link your device to the track levels.

Optional display of the minutes/seconds:

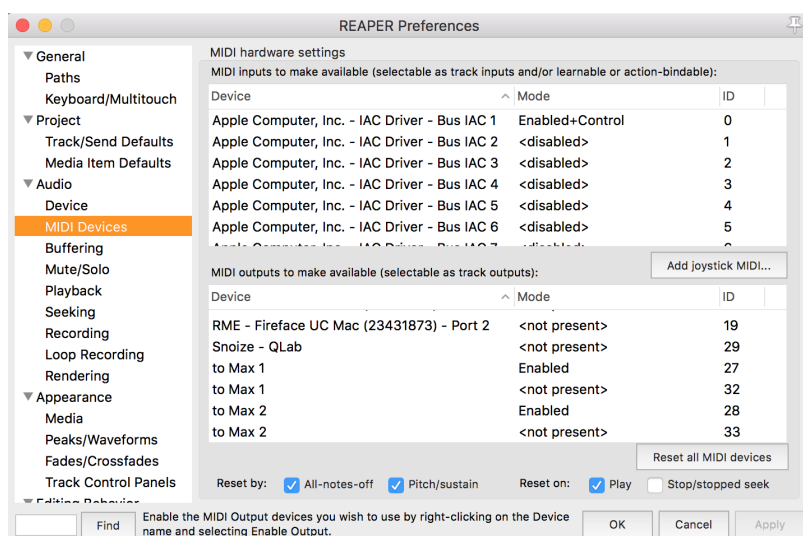
If you want to use an iPad for displaying the minutes/seconds to the conductor:

- open the patch ‘mtc-max’ in max8

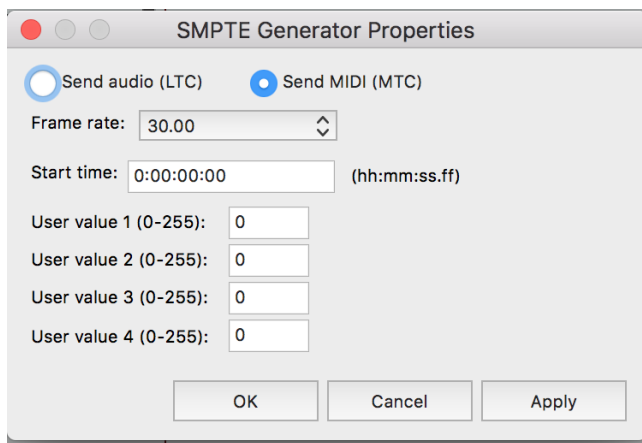


- in reaper configure the midi output ‘to Max 1’ for time code being sent to max.

First make sure the midi output is properly configured via options/preferences/audio/midi devices. Make sure your midi out is ‘enabled’ and ‘Send Clock/SPP to Output’ is set (do this with a right-click over the midi output).



Then set the midi output of track 9 to ‘to Max 1’ (click the i/o button on the track). Select the track and open the ‘item’ ‘source properties’ menu. ‘Send MIDI (MTC)’ should be checked.



- finally make a network between your computer and the ipad (via wifi or ethernet switch)
- open mira on the ipad and connect to the computer to display the mira window of the patch

Version documentation creation date: April 3, 2020, 10:36 a.m., update date: May 6, 2021, 3:09 p.m.